

Michigan Arts Education Association

2020

100 Elementary School Show

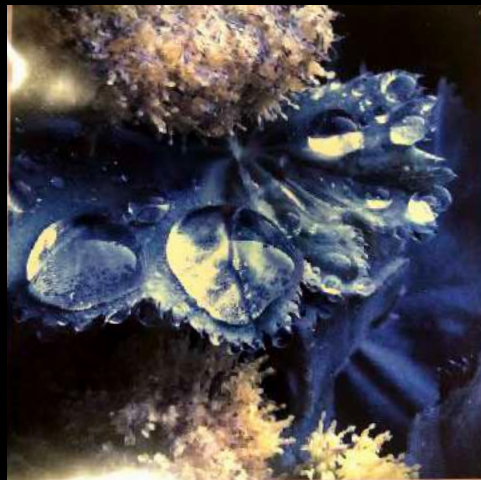
Top 15 Middle School Show

Governor's Traveling

Michigan Department of Education
Show



Top Elementary Level



100 Elementary Level




Cat



Elephant

Ameena



Ameena Heyward

Title: Illustrated Letters

Grade: 2nd Grade


School: Thurgood Marshall

District: DPSCD

Art Teacher: Pamela Bartz

Learning Statement:

Second graders worked on their drawing skills by following directed instruction to illustrate each letter of the alphabet, using that letter.



Kaitlyn Ford

Title: Circles

Grade: 4th Grade

School: Thurgood Marshall

District: DPSCD

Art Teacher: Pamela Bartz

Learning Statement:

After learning about the life and art of Vasily Kandinsky, students created their own color study, switching between warm and cool colors for each ring.



Amirah Page-Garland

Title: Colorful Bird

Grade: 1st Grade

School: Thurgood Marshall

District: DPSCD

Art Teacher: Pamela Bartz

Learning Statement:

Students filled their paper with watercolor, experiencing mixing colors and painting a variety of lines and shapes. Their painted paper was then used as the source to create a bird, working with different shapes and gluing them to a background. Additional details of other materials were used to complete each bird.



Title: Freeform

Grade: 1st

School: Burns

District: DPSCD

Art Teacher: Denise Thomas

Learning Statement:

Students experimented with resist methods exploring art and science (chemical reaction).



Title: Freeform

Grade: 1st

School: Burns

District: DPSCD

Art Teacher: Denise Thomas

Learning Statement:

Students experimented with resist methods exploring art and science (chemical reaction).



Title: Forest

Grade: K

School: Burns

District: DPSCD

Art Teacher: Denise Thomas

Learning Statement:

I experimented with watercolor and salt to make a chemical reaction for my forest.



Title: Forest

Grade: K

School: Burns

District: DPSCD

Art Teacher: Denise Thomas

Learning Statement:

I experimented with watercolor and salt to make a chemical reaction for my forest.



Jesica Zayas-Perez

Title: Amate Bark Painting

Grade: 3rd

School: Maybury Elementary School

District: Detroit Public Schools Com. District

Art Teacher: Barbara Haug

Learning Statement

I learned about Amate Bark paintings and made my own. I made it look like bark by crumpling it and rubbing charcoal on it. I've never been in Mexico in my life. My art painting is with roses and a bird. I used so many colors. I hope that many people like my art. I worked so hard on it and I love my art. I did it because I had a feeling it would come out great. I drew a cactus, grass and more with some talent that I have. I painted dots everywhere, too.



Ta'Tiana Allen

Title: Royal Portrait

Grade: 5th

School: Painting

District: Detroit Public Schools Community District

Art Teacher: Karana Hales-Haywood

Learning Statement:

I created a painted self-portrait. I used proportion to show the features of my face. I mixed colors for my skin tone.



Mayrin Lucho-Chilel

Title: Heart Explosion

Grade: 5th

School: Priest Elementary-Middle School

District: DPSCD

Art Teacher: Liza Robertson

Learning Statement:

The learning target was "I can show warm and cool colors in a Paul Klee heart design."



Halo Norwood

Title: **Value Lesson**

Grade: **2**

School: **Hamilton Elementary Middle**

District: **Detroit Public Schools Community District**

Art Teacher: **Jennifer Kalb**

Learning Statement

I was taught about value and the value scale. We then learned about Detroit artist Robert Wyland who painted life size whales on Broderick Tower in Detroit, Michigan.



Jacob Hines

Title: My Rainbow

Grade: kindergarten

School: Thurgood Marshall

District: DPSCD

Art Teacher: Pamela Bartz

Learning Statement:

Mixing primary colors to create secondary colors was very exciting for kindergarteners to experience. They also learned about making a tint, mixing colors for the sky.



Jack Dubuque

Title: **Abstract Wall Sculpture**

Grade: **5th grade**

School: **Creekside Intermediate School**

District: **Dexter Community Schools**

Art Teacher: **JaneMontero**

Learning Statement:

After learning about Elizabeth Murray's art, students cut cardboard to create an abstract wall sculpture. A limited paint palette was used and finished pieces were painted using gloss medium.



Evelyn Berg

Title: **The Sunflower**

Grade: **K**

School: **Lakewood Elementary**

District: **Ann Arbor Public Schools**

Art Teacher: **Peggy Leonard**

Learning Statement:

In art we read a book and this is my sunflower that stands in my garden day and night. I like every color, but blue and especially yellow are my favorite. In my picture, one side is day and one side is night. The stars are shining down on the night side. When people look at my art I hope they know how much I like watching flowers in the spring.



Alexandra Ferree

Title: **Michigan Watercolor Landscape**

Grade: **4**

School: **Wylie Elementary**

District: **Dexter Community Schools**

Art Teacher: **Valerie Eninsche**

Learning Statement:

Fourth Grade students created a mixed media painting about their home state of Michigan. These landscape paintings use MULTIPLE HORIZONS to show FOREGROUND, MIDDLE GROUND, and BACKGROUND. Students used masking techniques for the bright white birches, watercolor washes for the backgrounds and tempera sponging for the tree tops. Can you spy some of our native Michigan wildlife in these scenes? We hope that you enjoy our color tour.

TAKE THE LONG WAY HOME



SCHOOL OUT

First I hop on a private jet to Mackinac Island with my Family.

MACINAC ISLAND

Now, I have reached Mackinac Island. First we will rent bikes to bike around the island. We will stop in town to get some fudge and check out the fort.



LUXURY JET TO PARIS

Now We will take a private Jet to Paris, France. On board the jet we will play Risk, Scrabble, and, Chess. We will also draw.

PARIS, FRANCE

Now We Have reached Paris, France. We will check out famous buildings like the Eiffel Tower, the Louvre, and the Arc de Triomphe.



ALP MOUNTAINS, SWITZERLAND

From Paris we will fly to Geneva, Switzerland. From there we will drive to the Alps Mountains Where we will enjoy Skiing and Snowboarding.

PRIVATE JET TO ROME, ITALY

Now We will take a private Jet to Rome, Italy. On board the jet we will play Risk, Scrabble, and, Chess. We will also draw.



ROME, ITALY

Now we have reached Rome, Italy. We will check out St. Peter's Basilica, the Colosseum, and the Leaning tower of Pisa.

HOME, DEXTER, MICHIGAN

Jack G.



Jack Grimes

Title: "Take the long way home"

Grade: 5th

School: Creekside Intermediate School

District: Dexter Community Schools

Art Teacher: JaneMontero

Learning Statement:

This was a graphic design assignment using an online design program called snappa.com. Students brainstormed where they would go after leaving school with time not being part of the plan. Each student brought their Google Chromebook to art and were taught how to use this design program. Students selected their own backgrounds, learned how to overlay colors and added graphic icons from the snappa.com free bank of images. Students wrote their own text to tell their stories.



Claire Zaski

Title: **Scientific Illustration**

Grade: **3**

School: **Wylie Elementary**

District: **Dexter Community Schools**

Art Teacher: **Valerie Eninsche**

Learning Statement:

In an art and science integrated lesson, third grade students learned about observational drawing and scientific illustration. Students viewed a slideshow explaining the purposes of scientific illustration, and discussed the video Austin's Butterfly. After picking out a natural object, students drew pictures as accurately as possible. Third graders created a watercolor painting of a realistic butterfly.



Anna Bogle

Title: **Spirit Tree** Grade: **5th**
School: **Lakewood Elementary**
District: **Ann Arbor Public Schools**
Art Teacher: **Peggy Leonard**

Learning Statement:

The assignment was to create a spirit tree, a tree that represented me. If you look carefully you will see words that describe me and bubbles that represent my creativity and imagination. The bark has many colors and textures that represent all the different things about me. I love nature and hope you can see that in my work.



John Michael Jerome

Title: **Jazz Landscape Collage**

Grade: **5th**

School: **Creekside Intermediate School**

District: **Dexter Community Schools**

Art Teacher: **JaneMontero**

Learning Statement:

After learning about the life and art of American artist, Stuart Davis, students created a collage based on big cities and jazz. While working, jazz music was played and students learned the history of jazz in America. Emphasis was placed on creating organic and geometric shapes, bright colors, and variety of big cities and jazz.



Lovisa Nystrom

Title: Rainbow Breeze
School: Eberwhite Elementary
District: Ann Arbor Public Schools
Art Teacher: Sarah George

Grade: 3rd

Learning Statement:

I created a Rainbow Landscape. I learned to be careful while painting with watercolor and to take my time so the colors don't mix. I'm very proud of the colors I created in my sky! I really love to make swirls look like wind- similar to Vincent Van Gogh's paintings. I added oil pastel on the ground to look like textured grass. My painting looks like a dream!



Julianna Richards

Title: **Wild Landscape**

Grade: **5th**

School: **Creekside Intermediate School**

District: **Dexter Community Schools**

Art Teacher: **JaneMontero**

Learning Statement:

After learning about David Hockney's life and art work, students created their own wild landscape. Emphasis was placed on texture, pattern, and color. Students named their own landscape in honor of the Hollywood sign as seen in Hockney's 1980 "Mulholland Drive: the Artist's Road to the Studio" painting.



Grady Gardner

Title: **The Great Hunt** Grade: **KG**
School: **Pittsfield Elementary**
District: **Ann Arbor Public Schools**
Art Teacher: **Lindsay Avenall**

Learning Statement:

In art class we learned about prehistoric cave paintings and I made an artwork in the same style. I reused coffee grounds mixed with different shades of brown and tan to copy the texture of a cave wall. In art class we researched animals that our ancestors hunted, like elk and bison. In my painting the hunters are hunting early in the morning when the animals move around. I used orange and yellow to show the sunrise. The animal on the left doesn't have very good hearing so he doesn't notice the hunters coming while he eats the yellow grass.



Baylan Moore

Title: Color Monsters

Grade: Kindergarten

School: Bryant Elementary School

District: Ann Arbor Public Schools

Art Teacher: Jennifer Sheppard

Learning Statement:

We read the book "The Color Monster" by Anna Llenas. This book is about a monster who has different feelings. We learned how to show feelings with facial expressions and color. I drew a mad, a silly, a calm, and a sleepy monster.



Seohyun Ha

Title: **Gradient Colors** Grade: **3rd**

School: **King Elementary**

District: **Ann Arbor**

Art Teacher: **Laura Wayne**

Learning Statement:

I like my still life and painting with water it is magical. Making the objects look 3-D was fun. I mixed blue and magenta to make purple and darker colors. The darker colors I used as shadows. I made colors lighter by using more water and darker by not using water or a little water I like the way it turned out it looks so cool.



Michelle Kao

Title: **Tree of Life** Grade: **1st**
School: **King Elementary**
District: **Ann Arbor**
Art Teacher: **Laura Wavne**

Learning Statement:

I liked using metallic pastels on black paper to draw my life tree with patterns in the background. I also like using gold rings to make it look like stars or leaves falling from the tree or sky.



Logan Aymen

Title: **Impressionist flowers**

Grade: **2**

School: **Clinton Elementary School**

District: **Clinton**

Art Teacher: **Kathryn Machniak**

Learning Statement:

Logan created this painting from our introduction to Impressionism and Berthe Morisot. Drawing his flowers with paint, he went on to mix and layer colors of flowers. Building upon a former lesson on background and creating interest, Logan designed a patterned background that is stimulating and eye catching.



Ethan Neal

Title: **The Falling Sun** Grade: **5th**
School: **Lakewood Elementary**
District: **Ann Arbor Public Schools**
Art Teacher: **Peggy Leonard**

Learning Statement:

In art we create an abstract picture based on Paul Klee's, Castle and Sun. I used cardboard to stamp lines and create the composition. I continued stamping to add more detail and make shapes. Next, I used colored pencil and spread the colors around. I hope you take a close look at my work and see all the details and the colors that I used.



Ainsley Stewart

Title: **Monochromatic Mansion**

Grade: **3**

School: **Wylie Elementary**

District: **Dexter Community Schools**

Art Teacher: **Valerie Eninsche**

Learning Statement:

Third Grade students learned to use different values of a color to create a monochromatic painting. students viewed artwork by american painters Charles Burchfield and Edward Hopper, concentrating on Hopper's "The House by the Railroad." We discussed spooky Victorian mansions in visual culture. We discussed the difference between the value and intensity of a color or tone. Then, the students drew a mansion and mixed different values of a brown color using instant coffee granules. Dark values were used to outline the painting, and lighter colors used as a wash in the open areas. I hope you enjoy our spooky art!



Ethan Ying

Title: **Storm Comina** Grade: **3rd**
School: **King Elementary**
District: **Ann Arbor**
Art Teacher: **Laura Wayne**

Learning Statement:

I enjoyed learning about the Edmund Fitzgerald and how it sunk. I liked drawing the ship, adding texture to the background sky and water. It was exciting to paint the storm comming with dark grey skies and lightening.



Lily Ellis

Title: **A Sunset of Memories** Grade: **3rd**
 School: **Pittsfield Elementary**
 District: **Ann Arbor Public Schools**
 Art Teacher: **Lindsay Avenall**

Learning Statement:

We learned how to make structures look 3-D in art class. I chose to make a farm that I imagine is similar to the one my mom grew up on. All of the details in my painting are meaningful in some way. For instance, they loved chickens and the sky is a sunset that reminds me of watching sunsets with my mom before bedtime. Each sunset is a reminder that tomorrow is a new day and fresh start, especially when you have a bad day. I want people to feel happy when they look at my artwork and the world they are living in now. Because when you are happy it is nice to feel happy.



Brooklynn Auten

Title: Sunflowers

Grade: Second Grade

School: Southeastern Elementary

District: Hastings Area Schools

Art Teacher: Natasha Offerman

Learning Statement:

In art we learned about Vincent Van Gogh and his famous work called sunflowers. We started off drawing the vase and then drew the horizon line for the table and made a pattern on it. I choose checkered. Then we put our name on the vase. To make the flowers we started with the center with the sunflower seeds then drew the stems and petals. We colored part of of the table cloth with oil pastels to create a pattern. Then I mixed colors on my sunflowers to make them look realistic. I added swirls in the background to add texture. Last, we used watercolors paint to paint the background, vase, and the rest of the table cloth. I like my table cloth and background best. I hope you like my sunflowers in the vase like Vincent Van Gogh.



Gabryole Knipp

Title: **Winter Owl**

Grade: **2nd**

School: **Anderson Elementary**

District: **Bronson Community Schools**

Art Teacher: **Joni Siler**

Learning Statement:

I drew the owl first. I want mine to be a great horned white owl. The texture sky I rubbed on my teacher's cart mat. The snow is blowing



Katie Jeon

Title: Sparks of Joy

Grade: 4


School: Delta Kelly Elementary

District: Rochester Community Schools

Art Teacher: Alison Mar

Learning Statement:

We learned about skyline silhouettes and looked at videos of fireworks. In this artwork, I learned how to make reflections in water. I created a value change from light to dark in the night sky, and a city skyline silhouette. I also designed fireworks exploding in the sky.



Julian Heilman

Title: Abstract Birch Trees

Grade: K


School: St. Mary Catholic

District: Private (in Royal Oak)

Art Teacher: Joyce Knight-Coyne

Learning Statement:

These abstract birch trees were created using wrapped yarn to mask off the white areas for the trees. If the red is on the top half of the page, it represents the sunset or sunrise, while the blue and white paint represents the cold ice and snow. If the red is on the bottom (or ground) it represents the leaves of a fall ground and the blue and white are the sky! We added horizontal lines to the tree bark for details.



Aneta Brozova

Title: Happy Dog

Grade: 5th grade

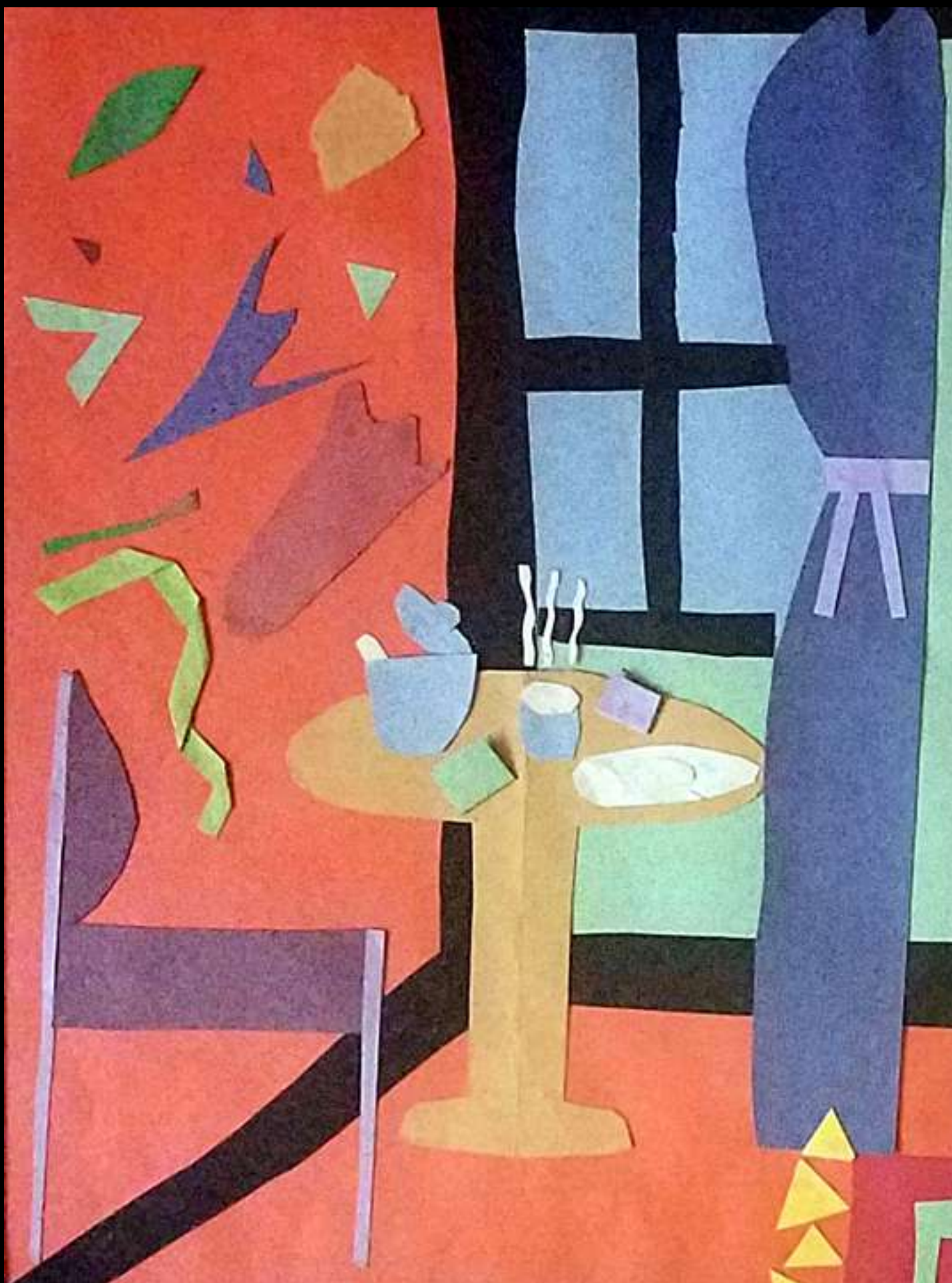
School: Brooklands Elementary

District: Rochester Community Schools

Art Teacher: Erica Davis-Hernandez

Learning Statement:

I am new to the USA. This is my first art project in America. I learned how to make patterns and draw a dog. I loved adding all the color while I meeting new friends in the art room. It is bright and colorful and makes people happy. I like my dog.



Adele Li

Title: Colorful Room

Grade: 2nd

School: Brooklands Elementary

District: Rochester Community Schools

Art Teacher: Erica Davis-Hernandez

Learning Statement:

Scissors are a part of art. He (Matisse) used scissors to draw. I tried to make a room with paper just like Matisse's cut paper. Mine was a room like some of his paintings. My wall has abstract wallpaper on it. I made a green book that can flip open, added steam for my tea and fringe on my carpet. Cutting tiny is hard. I loved this project.



Madison McElyea

Title: Wayne Thiebaud Cupcake

Grade: 2nd

School: Our Lady of Refuge

District: West Bloomfield

Art Teacher: Katie Vranesich

Learning Statement:

For this project, I learned how to draw a cupcake. I colored my picture with lots of pinks and reds. We used watercolor. I also added a chocolate bar and a peppermint roll to it. I was inspired by artist Wayne Thiebaud.



Aidan Wilson

Title: Isolated

Grade: 5th

School: Northwood Elementary

District: Royal Oak Schools

Art Teacher: Alesha Beistline

Learning Statement:

I used chalk pastel and charcoal to create this self portrait. While I was creating this piece I was extremely concentrated, feeling almost isolated, but in a good "in-the-zone" way. I experimented with pops of color and choosing a colored paper for my skin tone.



Isobel Giroux

Title: Symmetrical Stained Glass

Grade: 4th

School: St. Mary Catholic

District: Private (in Royal Oak)

Art Teacher: Joyce Knight-Coyne

Learning Statement:

We created circular designs with symmetrical patterns by using lines and shapes to "Zentangle" our patterns. We discussed how this circular design is similar to the round rose window design that we see in many churches. Our painting pattern uses a warm against cool color pattern in alternating circles of the design.



Sadie Kopczyk

Title: Pattern Owl

Grade: First

School: Pattengill Elementary

District: Berkley

Art Teacher: Nikki Stone

Learning Statement:

My favorite thing about this piece is the patterns because they look really cool and creative. I really love creative stuff. I chose the SK for one pattern because those are my initials. I also chose certain colors because I love bright colors. The background came out really cool with the crayon and the watercolor. This is called a wax resist.



Alanna Arends

Title: Fall Leaves

Grade: 5

School: Burton Elelementary

District: Berkley

Art Teacher: Dorota Jakuc

Learning Statement:

I made fall leaves. I used black glue to outline the leaves and create the veins in them with straight and curved lines. Then, I colored them in with chalk pastels. I used red, orange, and yellow and blended them with my fingers. They are warm colors. The background is black construction paper colored blue with chalk pastel. I chose blue because I wanted it to look like the leaves were landing in a puddle of water.

I think art is important because it makes me calm. I ' m inspired by artists who draw on youtube.



Sarai Yono

Title: Yayoi Kusama Pumpkins

Grade: 5th

School: Our Lady of Refuge

District: West Bloomfield

Art Teacher: Katie Vranesich

Learning Statement:

This project was inspired by Yayoi Kusama's art. It was fun, colorful and sometimes hard. I learned how to draw all different shapes and sizes of pumpkins. We added dots using tempera paint with q-tips and different colors. I had lots of fun doing this project and I would love to do more.



Gabriella Gravel

Title: **Wolf in the Jungle**

Grade: **2nd**

School: **Meadow Brook Elementary**

District: **Rochester Community Schools**

Art Teacher: **Cassidy Haan**

Learning Statement:

I used green construction paper, normal white paper, and black, purple, and green oil pastels.



Lewis Wolfe

Title: Whale of a Storm!

Grade: First

School: Detroit Country Day School

District: Birmingham

Art Teacher: Melissa Parks

Learning Statement:

My visual story is about a whale and penguin diving deep to stay away from the bad storm. The higher you are in the water during a storm the higher the current. Painting can be hard. I had to focus on using the small brush for details in the stormy water. It took me a few classes to do this painting. I am proud of it!



Ray Su

Title: Rainbow Leaves

Grade: 4th Grade

School: Avondale GATE Magnet School

District: Avondale School District

Art Teacher: Elizabeth Lowe

Learning Statement:

I wanted to try something new so I used glue and chalk pastel to make my art. I wanted to make my leaves rainbow colored but I ran out of room. So I used warm colors outside the leaves, then cool colors after that. I hope people notice the bright colors when they see my piece



Isla Bellomo

Title: Shadows at Midnight

Grade: 5

School: Delta Kelly Elementary

District: Rochester Community Schools

Art Teacher: Alison Mar

Learning Statement:

We were learning about the career of a concept artist in the movie or gaming industry. Our challenge was to design a castle that had a theme. The process of making this piece of art was difficult. I had so many ideas but I was unsure which to pick. I then chose to combine all of them together and create this castle design.



Maelei Weston

Title: Burch Cat

Grade: First

School: Rogers Elementary

District: Berkley

Art Teacher: Nikki Stone

Learning Statement:

The best thing about this piece is the face because I spent a lot of time on it – I erased a lot and then redid it to make it better. I chose my favorite colors because they look good together. My favorite pattern is stripes, so I chose patterns that were like stripes, but different.



Spiros Karmanos

Title: The Vultures

Grade: Third Grade

School: Detroit Country Day Lower School

District: Private School/Birmingham School District

Art Teacher: Nancy Jenkins

Learning Statement:

When Science and Art join forces wonderful things happen! The Science teacher presented a lesson on animals to the third grade. The student's assignment was to write a report about an animal and draw a picture. The third grade took a fieldtrip to the Detroit Zoo and had the opportunity to visit their animal in person! Spiro's vulture painting was the result of this assignment. In Art class we took this opportunity to work with color theory, color mixing, and watercolor painting techniques. They researched the animals on the I-Pads and practised sketching in their sketchbook and finally planned out their composition on watercolor paper. Starting with the background he mixed and layered on the colors. His vultures looks fierce and his colors are deep and expressive. Spiros named his vultures Tim and Jim. They are on a mountain top looking down on a canyon. They are very hungry and in search of dead buffalos!



Caroline Liu

Title: Designer Tree House

Grade: Fourth Grade

School: Detroit Country Day Lower School

District: Private School/Birmingham School District

Art Teacher: Nancy Jenkins

Learning Statement:

Caroline used her expertise of perspective drawing and architecture to create her treehouse picture. She is a perfectionist and took her time carefully drawing out each of the six buildings. Every circular house had a textured roof and intricate windows. Caroline used a rubbing plate and different shades of blue to create the swirling background. The houses are colorful and shaded. She shared that she enjoyed drawing this picture and that the tree house was located in Scotland!



Annie Colvin

Title: A Wonderland Forest

Grade: 2nd

School: Angell Elementary

District: Berkley

Art Teacher: Judy Garlock

Learning Statement:

I learned three watercolor techniques. They were wet on wet, salt, and splatter paint. I like that the salt technique looks like snow. When people look at my artwork, I hope they think of it as a dream. I enjoyed painting it and it makes me feel happy. I also really like how unique it is.



Ivy Balogh

Title: Winter Cardinals

Grade: 1st

School: Hickory Woods Elementary

District: Walled Lake

Art Teacher: Denise Zeiss

Learning Statement:

I made this artwork using paint and cut paper. The hardest part of my artwork was using cardboard and green paint to stamp the pine needles onto the tree. My favorite part of this artwork was using paper to create the birds, and adding music notes to make them sing. I like to make snowmen in the winter time, and this artwork shows that Cardinals like winter too!



Nathan Kwon

Title: The Kings Castle

Grade: kindergarten

School: Detroit Country Day Lower School

District: Birmingham

Art Teacher: Melissa Parks

Learning Statement:

The Kings Castle

We used different shapes out of paper to make a visual story with pictures. We pretended scissors were our pencil. I made a castle, king, and cat for my picture. It was fun creating a visual story using shapes.



Everly Hoover

Title: Colorful Me

Grade: 3rd

School: Commerce Elementary School

District: Walled Lake Schools

Art Teacher: Alicia Cernul

Learning Statement:

I used newspaper and painted paper to create a collage. Then I created a drip painting like Agnus Cecile. It was difficult because I could not use my hand to draw how I wanted. Then I used chalk to color and highlight my face. I really like that it's very colorful! I feel very proud of myself.



Darcy Jarjosa

Title: Self-Portrait

Grade: First

School: Detroit County Day Lower School


District: Birmingham

Art Teacher: Melissa Parks

Learning Statement

Patriot Flag

I remember making the little houses. Houses are part of community. I used patriotic colors red, white and blue. Blue and pink are my favorite colors. I mixed red and white to make the pink. The most challenging part while making this was cutting the cardboard into the shapes I wanted.



Grayce Leatherman

Title: Art Nouveau Tree

Grade: Fourth

School: Brown Elementary School

District: Byron Center Public Schools

Art Teacher: Jon LaBeau

Learning Statement:

This artwork allowed me to imagine what a tree might look like as a house using a variety of shapes, sparkly surfaces and colors as shown in Gustav Klimt's Art Nouveau. It was important for me to fill the paper with extra swirls and detail because I wanted it to look fun and give people a lot to look at. I enjoyed putting shapes together to create real objects. After looking at my piece, it reminded me of Winnie the Pooh and the little window he had by his bed. I believe if Klimt were alive today, he would have made good illustrations for fairytales and storybooks as this style of art has a magical quality.

Top 15
Elementary



Sydney Zaleski

Title: Colorful Person

Grade: 1st

School: Commerce Elementary School

District: Walled Lake Schools

Art Teacher: Alicia Cernul

Learning Statement:

I learned to make a collage by using different materials with different colors and shapes. This is why nobody's artwork is the same.

**Top 15
Elementary**



Kayla Shaft

Title: Turtleneck

Grade: 5th

School: Lakeshore Elementary

District: West Ottawa Public Schools

Art Teacher: Brent Jackson

Learning Statement:

When people view my art, I hope they notice that it's okay to try new things and to not be afraid. Pablo Picasso helped people see abstract art in a new way. I like that abstract art shows how I am unique in my own way.



Aletta Vos

Title: Fly to the Rainbow

Grade: 4th

School: Byron Center Christian School

District: Byron Center

Art Teacher: Jennifer Bergsma

Learning Statement:

I really like rainbows! I felt like it would be cute for a unicorn to go in the middle because I drew a rainbow going in and out of forms. I learned how to use one point perspective and shading to create value.



Rachael Hornacek

Title: **Sunset Cliff**

Grade: **4th Grade**

School: **Kettle Lake Elementary**

District: **Caledonia Community Schools**

Art Teacher: **Candi Price**

Learning Statement:

This took me 6 weeks to complete. The artwork took time and patience. I used watercolors, sharpies, and pencils. I was inspired by the beautiful mountains of Colorado. I also love animals and pretty sunsets. This taught me a very valuable lesson, patience goes a long ways.



Kerim Duric

Title: "Surf's Up!"

Grade: 4

School: Emmons Lake Elementry

District: Caledonia

Art Teacher: Barbie DeJong

Learning Statement:

I learned about the famous artist Hokusai, and his "Great Wave." Next I created a giant wave like his by focusing on small areas at a time. I studied the famous print by the aartist as I worked on my piece.



Reagan Blacquiere

Title: **Wacky Robot**

Grade: 1st

School: **Byron Center Christian School**

District: **Byron Center**

Art Teacher: **Jennifer Bergsma**

Learning Statement:

I put together shapes to create a robot and used metallic colors to color it in. I created a "real" robot from a toothbrush, pool noodle and sharpie markers. The marks behind my robot drawing were made by my "real" robot.



Title: **Robot**

Grade: **1st**

School: **Marshall Elementary**

District: **Byron Center Public**

Art Teacher: **Sarah Lawton**

Learning Statement:

The most important thing that I learned while doing this artwork is to keep trying and not give up. When people view my art, I hope they notice that we used a lot of shapes to create the robot.



Sylvie Lokker

Title: **The Rainforest Blues**

Grade: **3rd**


School: **Douglas Elementary School**

District: **Saugatuck Public Schools**

Art Teacher: **Missy Pawlak**

Learning Statement:

I love the idea of creating a sloth because the sloth is just like me in many ways. I am very lazy, I like eat, and I like to sleep, just like a sloth! To make my art I used scrap paper, glue, googly eyes, and brads. I chose cool colors for my sloth because it made me think of the rainforest.



Inga Conens

Title: Haunted House?

Grade: 4th

School: St. Patrick School


District: Lowell Area Schools

Art Teacher: Lori A Coffman

Learning Statement:

Students created drawings of architecture in our first unit. For this project, we made drawings of Haunted Houses. Students did some research of Haunted Houses on their Ipad. Students had the choice of what media they wanted to use for this drawing.


ART.VA.I.4.1, ART.VA.II.4.2, ART.VA.III.4.2



1/2

Starlight


Samantha



1/2

No Moon Night

Samantha



2/2

Sunset Swim

Samantha

Samantha Brandt

Title: Jaws of Color
School: Ada Christian School
District: Ada Christian
Art Teacher: Zac Wanner

Grade: 5th

Learning Statement

While working on these prints I learned that even though I used the same block to make the prints, all of the prints are different and unique in their own way. Also, through doing this printmaking project I was able to learn about and explore the art of printmaking, which I wasn't familiar with.

When people view my art, I hope that they take notice of the scars on the shark. In seeing these scars I want them to think and know that it's not perfect and neither is anything, but sometimes that just makes the art even better. Also, fitting in with the scars, the message of my piece is that things that might not seem beautiful at first glance can be created into something amazing.



Scarlet Hildore

Title: Looking Both Ways

Grade: 5th Grade

School: Waukazoo Elementary

District: West Ottawa Public Schools

Art Teacher: Amy TenBarge

Learning Statement:

The most important thing that I learned while doing this artwork is that Pablo Picasso drew most of his portraits like this. This work helped me explore Pablo Picasso and what his art looked like. Something I hope you notice is the hat at the top of her head. It took me a long time to paint all the dots in the background. Thank you for taking the time to appreciate my art.



Daxton Tharp

Title: Oil Pastel Fruit Still Life

Grade: First Grade

School: Lincoln Heights Elementary

District: Greenville Public Schools

Art Teacher: Lynette Robinson

Learning Statement:

When someone looks at my artwork I hope they notice the detailed I added! When someone looks close, I want them to see how beautiful my apple is! What I would like someone to think when they look at my artwork is that it is amazing! I learned to take my time with this project! I am a good artist because I believe in myself! I put my whole heart into this art piece!



Ashley Pohl

Title: Safari Evening

Grade: 5th

School: Murray Lake Elementary

District: Lowell Area Schools

Art Teacher: Lori A Coffman

Learning Statement:

Students created an animal study in oil pastel. Students chose an animal to draw and used oil pastels to render the animal. They were allowed to create a background of their choice.

ART.VA.I.5.1, ART.VA.I.5.3, ART.VA.I.5.4, ART.VA.II.5.1,
ART.VA.II.5.4



Ainsley Marsman

Title: Tricycle

Grade: 4th

School: East Oakview Elementary

District: Northview

Art Teacher: Amy Tefft

Learning Statement:

I created this drawing of a tricycle so that other people can look at it and think of what they can create! This drawing was not easy. We were looking at a real tricycle, drawing it from our point of view, using a pencil and then a sharpie marker. What made this difficult was sometimes, other students would move the tricycle while I was drawing and I had to figure out how to make those adjustments. My lines did not always turn out as straight as I wanted them to, but I turned a three-dimensional object into a two-dimensional drawing which is a complicated skill to master!



Lily Shannon

Title: Jellyfish

Grade: 3rd


School: Chatfield

District: Chatfield

Art Teacher: Nicholas Lange

Learning Statement:

Students learned how to create depth using chalk pastels while capturing the motion of jellyfish swimming through an open ocean.



Andrew Tucker

Title: Line Pattern Circles

Grade: 5th


School: Schickler Elementary

District: Lapeer Community Schools

Art Teacher: Kevin Becker

Learning Statement:

This project's focus was on line and pattern as well as creativity and craftsmanship. The goal was to take a group of overlapping circles and create interesting patterns within the shapes formed.



Olivia Harding

Title: Morning Dew

Grade: 3rd

School: Sacred Heart Academy

District: Diocese of Saginaw

Art Teacher: Sarah Chaffee

Learning Statement:

I think it's important to take time to look for details that make a good picture and take it at the right moment. This picture is a flower on the top and bottom, with a leaf overlapping the middle. I was inspired to do this because I liked the look of the dew drops on the leaf. My original picture was very bright with the sun shining on the dew drops. It was almost blinding, so I used a darker filter to give my picture a calm look.



Molly Kessel

Title: Flower Dala Horse

Grade: Grade 2

School: Nouvel Catholic Central Elementary

District: Saginaw Area Catholic

Art Teacher: Melissa Carpp

Learning Statement:

I watched a video about Swedish Dala Horses. I drew my Dala Horse and painted it red. I took all long time to make my picture and put in alot of effort. I love the red on my horse and all the designs I drew with oil pastel. I like the way my picture turned out!




Landon North

Title:
School: Carrollton Elementary
District: Carrollton Public Schools
Art Teacher: Chris Bowen

Grade: 2

Learning Statement:

Landon illustrated a monster inspired by the book "The Color Monster" by Anna Llenas. Landon utilized emphasis principles when drawing the monstrous shape and incorporated watercolor to bring even more attention to the design. Landon's description of this character is just as fantastic as the idea itself. "I made a bomb and it eats lightning bolts. It makes the world thunder and makes stuff electrocute" Landon explained.



Olivia Maday

Title: The Imaginary Vision

Grade: 5th

School: Peace Lutheran

District: Region 11

Art Teacher: Connie Wollenweber

Learning Statement:

I learned to draw light and erase lines to make things look like they overlap & make the picture look like it's wearing the clothes. I liked that I could put anything I wanted into my glasses.



Anna Robbins

Title: "Weaving"

Grade: 5th

School: Marshall Greene Middle School

District: Birch Run

Art Teacher: Libby Sanders-Ford

Learning Statement:

The most important thing that I learned while making this art is you don't rush and you need to take your time.

Evan Gower

Title: Pumpkin Patch

Grade: 5th

School: Peace Lutheran

District: Region 11

Art Teacher: Connie Wollenweber

Learning Statement:

I learned that if you make the lines curve toward the stem the pumpkin will look round. I like how it looks round to my eye even though it's only 2D. I shaded my colors light to dark. I chose to make one white & green because it reminded me of when my dad & I went to the farmer's market and we saw cool white & weirdly shaped pumpkins with green bumps on them.





Zeva Bright -Bellingham

Title: Glowing Leaf

Grade: Grade 3

School: Nouvel Catholic Central Elementary

District: Saginaw Area Catholic

Art Teacher: Melissa Carpp

Learning Statement:

I liked blending oil pastels to make my leaf. I made different shades like reds, blues, greens, and purples. I think my leaf looks like it is glowing. I love art it is my favorite thing in the whole world. Art makes me happy when I am sad. I like the way my leaf turned out because it is so colorful.



Teagan Kennelly

Title: **Colorful Me**

Grade: **5th Grade**

School: **Arrowwood**

District: **Saginaw Township Community Schools**

Art Teacher: **Christina Mulford**

Learning Statement:

This is a self-portrait. We learned about the artists that were called Fauvist. They used colors in their paintings that had not been used in the past. I colored my face with hot colors, they are my favorite colors. I like to try materials in new ways and loved experimenting with colors.



Cadance Sinkel

Title: Fantastic Life

Grade: Fifth Grade

School: Kirk Elementary

District: Millington

Art Teacher: Deborah Oakwood

Learning Statement:

In this lesson we learned about the Day of the dead and the stylized art of Mexico.

Cadance: Designing the skull was my favorite part of this project. I enjoyed using the metallic paint and adding highlights to my background. I'd like people to notice the detail of my design and the complimentary color combinations I used in my painting.



Mason Allen

Title: Owl at Sunrise

Grade: First Grade

School: Kirk Elementary

District: Millington

Art Teacher: Deborah Oakwood

Learning Statement:

In this lesson we read the story Adopted by an Owl. The students learned about, owl habitat, collage, texture and tempera cakes. Mason: My favorite part of this project was painting and using my colors in swirls. I want people to notice the mouse that my owl caught.





Rowan Hughey

Title: Beautiful Forest

Grade: Third Grade

School: Kirk Elementary

District: Millington

Art Teacher: Deborah Oakwood

Learning Statement:

In this lesson we learned about landscape, watercolor techniques, and pencil shading.
Rowan: I enjoyed painting the rainbow sky and shading the trees too. I want people to notice how I created value and texture in my birch trees.



Grace Grant

Title: **Sloth**

Grade: **4th Grade**

School: **Arrowwood**

District: **Saginaw Township Community Schools**

Art Teacher: **Christina Mulford**

Learning Statement:

I love sloths they move so slow and only leave the tree to go to the bathroom. My sloth is hanging out on a tree. I added a background to show where my sloth was living. I made my sloth look silly because of the position of the mouth. I created different textures for the tree branch, sloth, and background by making different kinds of lines.



Tatum Haines

Title: Punck

Grade: 3

School: Carrollton Elementary

District: Carrollton Public Schools

Art Teacher: Chris Bowen

Learning Statement:

Tatum's still life of pumpkins was a culmination of her study of line, form, and value. Tatum described how she used chalk pastels and "rubbed it in so one side of the room is lighter and the other is darker." This sense of light and shade is evident throughout the piece on the pumpkins themselves as well as the foreground in which they sit.



Lucas Chernich

Title: The Bear in the Northern Sky

Grade: 2nd

School: Peace Lutheran

District: Region 11

Art Teacher: Connie Wollenweber

Learning Statement:

I learned that chalk is really messy and if you smear it, it goes all over, but you can also make the head pop out 3D when you smear the chalk to make shadows. My favorite part was all the different colors in the northern sky.



Alivia Phillips

Title: "Girl"

Grade: 5th

School: Marshall Greene Middle School

District: Birch Run

Art Teacher: Libby Sanders-Ford

Learning Statement:

The most important think that I learned while doing this art work was to step out of my comfort zone and try something new.



Jaevion Leitz

Title: Untitled

Grade: K

School: Carrollton Elementary

District: Carrollton Public Schools

Art Teacher: Chris Bowen

Learning Statement:

Jaevion's drawing was inspired by the book "Elmer" by David McKee. Besides learning about such foundational art concepts like shape, color, and pattern, Jaevion explained how his family provided inspiration for this masterpiece. "My Mom teaches me to add lines and make stuff in the middle" Jaevion stated. He also explained how he chose colors based on his mother's preferences as well as his own.



Rheese Chacon

Title: The African Mask

Grade: Grade 5

School: Nouvel Catholic Central Elementary

District: Saginaw Area Catholic

Art Teacher: Melissa Carpp

Learning Statement:

My African Mask came out better than I thought it would. We folded the paper in half and drew one side of the mask. Then we traced the mask on the other side of the paper, the mask is symmetrical. We colored hard with crayon, crumbled the paper up, and painted it with black ink. I like my mask because it is very bright and colorful.

Marlie M. 月



Marlie Mitchell

Title: The Three Enchanted Vases

Grade: Grade 4

School: Nouvel Catholic Central Elementary

District: Saginaw Area Catholic

Art Teacher: Melissa Carpp

Learning Statement:

In art class we learned about Chinese Ming Pottery. I enjoyed using the paint and oil pastels. I used a stick to scratch in the designs and pictures. I like the details on my tree and I thought the dragon turned out very beautiful. I like this artwork because it is pretty and looks like ancient vases



Katherine Latham

Title: Watermelon Catastrophe
School: Sacred Heart Academy
District: Diocese of Saginaw
Art Teacher: Sarah Chaffee

Grade: 4th

Learning Statement:

While working on this, I learned that art doesn't have to be perfect, it is meant to be fun. I wanted to make watermelon because I feel like watermelon is a fun, refreshing summer time treat. I used the bright colors to make it look fun. I hope my artwork inspires happiness and bright moments in people who look at it. It was a challenge to paint small details, like the seeds, with acrylic paint, but I am satisfied with how it turned out.



Hayden Fluharty

Title: Natural Beauty

Grade: 5th

School: Sacred Heart Academy

District: Diocese of Saginaw

Art Teacher: Sarah Chaffee

Learning Statement:

I chose to create a tiger because I think they have a natural sense of beauty, while also being brave and strong. This is something I strive for in my life and I want to inspire others to be themselves, without feeling like they must fit a model of what beauty should be. I used acrylic on this piece because I wanted the colors to be bright and vibrant, like those of a tiger.

**Top 15
Elementary**



Karmen Garcia

Title: **Spiral**

Grade: **5th Grade**

School: **Shettler Elementary School**

District: **Fruitport Community Schools**

Art Teacher: **Karrn Middleman**

Learning Statement:

Karmen experimented and developed skills in multiple art-making techniques and approaches through the creation of this watercolor spiral. She added patterns and lines with gel pens, inspired by Zentangle designs.



Joshua Husted

Title: **Shape Lion**

Grade: **Kindergarten**

School: **Shettler Elementary School**

District: **Fruitport Community Schools**

Art Teacher: **Karrn Middleman**

Learning Statement:

Joshua used a variety of Lines, Colors and Geometric Shapes to creatively express a Lion's face & furry mane with Oil Pastel.



Sophie Gue

Title: **Sophie**

Grade: **1st Grade**


School: **Shettler Elementary School**

District: **Fruitport Community Schools**

Art Teacher: **Karrn Middleman**

Learning Statement:

Sophie successfully used the elements of Line and Color to communicate positive feelings about herself in a Self-Portrait.



"A Bunny Rabbit In A House"

Joshua Johnson

Title: **Rabbit**

Grade: **Kindergarten**

School: **Pentwater**

District: **Pentwater**

Art Teacher: **Carrie Jeruzal**

Learning Statement:



Lauren Macher

Title: Flowers in a Vase

Grade: 1st Grade

School: Pentwater

District: Pentwater

Art Teacher: Carrie Jeruzal

Learning Statement:

When people view my art I want them to notice that my flowers are overlapping. The purple flower is my favorite.



Madison Savich

Title: **As the Wind Blows**

Grade **5th**

School **Upper Elementary**

District: **Mason County Central**

Art Teacher: **Rachel Brock**

Learning Statement.

Students were to create RHYTHM using simple LINE for stems and grasses with the PATTERN placement of blowing seeds to show the wind blowing away the puff of a dandelion. Lesson discussion on these ELEMENTS and PRINCIPLES of ART to create their own works of art.



Lydia Sutherland

Title: **Alpine Trees**

Grade: **3rd**

School: **Onsted Elementary**

District: **Onsted**

Art Teacher: **Cheryl Davis**

Learning Statement:

I hope you notice all of the texture in my work! I tore and layered paper that I had sponge painted to create the moss, grasses and tree trunks. I learned that I can create depth by overlapping and putting objects higher or lower on my paper. I love how it turned out!



Shianne Rodgers

Title: **Animal Collage**

Grade: **5th Grade**

School: **Prairie Elementary**


District: **Adrian Public Schools**

Art Teacher: **Sara Youtsey**

Learning Statement:

This project allowed me to explore how artwork evolves and is a process. The most important thing I learned is that art doesn't have to be anything other than what you want it to be. I chose my dog Harley as the inspiration for my collage. He is a very spoiled boxer and my best friend. I looked at him and pictures of other boxers to figure out what contour lines to draw that would create the shape of his face. I think I caught his spirit through this piece!

Top Middle Level





Students Name: James Ward

Grade: 8th

Title: My Mask

School: Ralph Waldo Emerson


District: Detroit Public School Community District

Art Teacher: Lisa White-Berry

Learning Statement

The important thing I learned while drawing my mask is sometimes you don't have to labor over the subject. My goals were to have very strong lines add energy to the mask's features, and to have the textured lines give value. My mask is a strong drawing with bold line elements.

**Top 15
Middle**



Emma Blankenship

Title: **The Women**

Grade: **8**

School: **Mill Creek Middle School**

District: **Dexter Schools**

Art Teacher: **Amara Karapas**

Learning Statement:

When people view "The Women," I hope they notice strength, love and support represented in the figures. I made this art about women standing together to break stereotypes and historical normals. Women in the United States are still fighting for equal rights and fair treatment, a social issue that is important to me. I especially care about education for women as a fundamental right in any country.

**Top 15
Middle**



Ruby Faulkner

Title: **Expressing Emotions**

Grade: 7th

School: **Clinton Middle School**

District: **Clinton Community Schools**

Art Teacher: **Lora Forgiel**

Learning Statement:

During the creation of this project, I wanted to focus on the use of colors expressing emotion. The bright colors within the landscape is suppose to represent the happiness, comfort, and joy nature provides. When people view my art, I hope that they also notice and question the presence of the butterfly and the water bottle. The butterfly represents the life of a personal role model who enjoyed the beauty of nature, while the water bottle reflects the vast pollution endangering the environment.

**Top 15
Middle**



Kaylyn Railer

Title: **The Dog That Will Steal Your Heart**

Grade: 6

School: **Western Middle School**

District: **Western**

Art Teacher: **D'Andra Clark**

Learning Statement:

When people view my art, I hope that they notice the detail in the eyes and how one is lighter than the other. The light is shining more on the right side then the left. I also would like them to notice the fur around the mouth and up the face. The most important thing I learned while doing this artwork is that paying attention to details pays off.



Student: Landon Bruski

Grade: 8th

Title: Gotham City

School: Lakeview Middle School

District: Lakeview School District

Art Teacher: Breeze Wattie

The most important thing I've learned while doing this artwork is to stay unique. Creating your own artwork is being who you are and being who you are is being unique. The message I'm trying to convey in this art is that the amount of patience and effort you put into your art can prove your success in the end.

**Top 15
Middle**



Kasey Lock

Title: **Mind Games**

Grade: **8th grade**

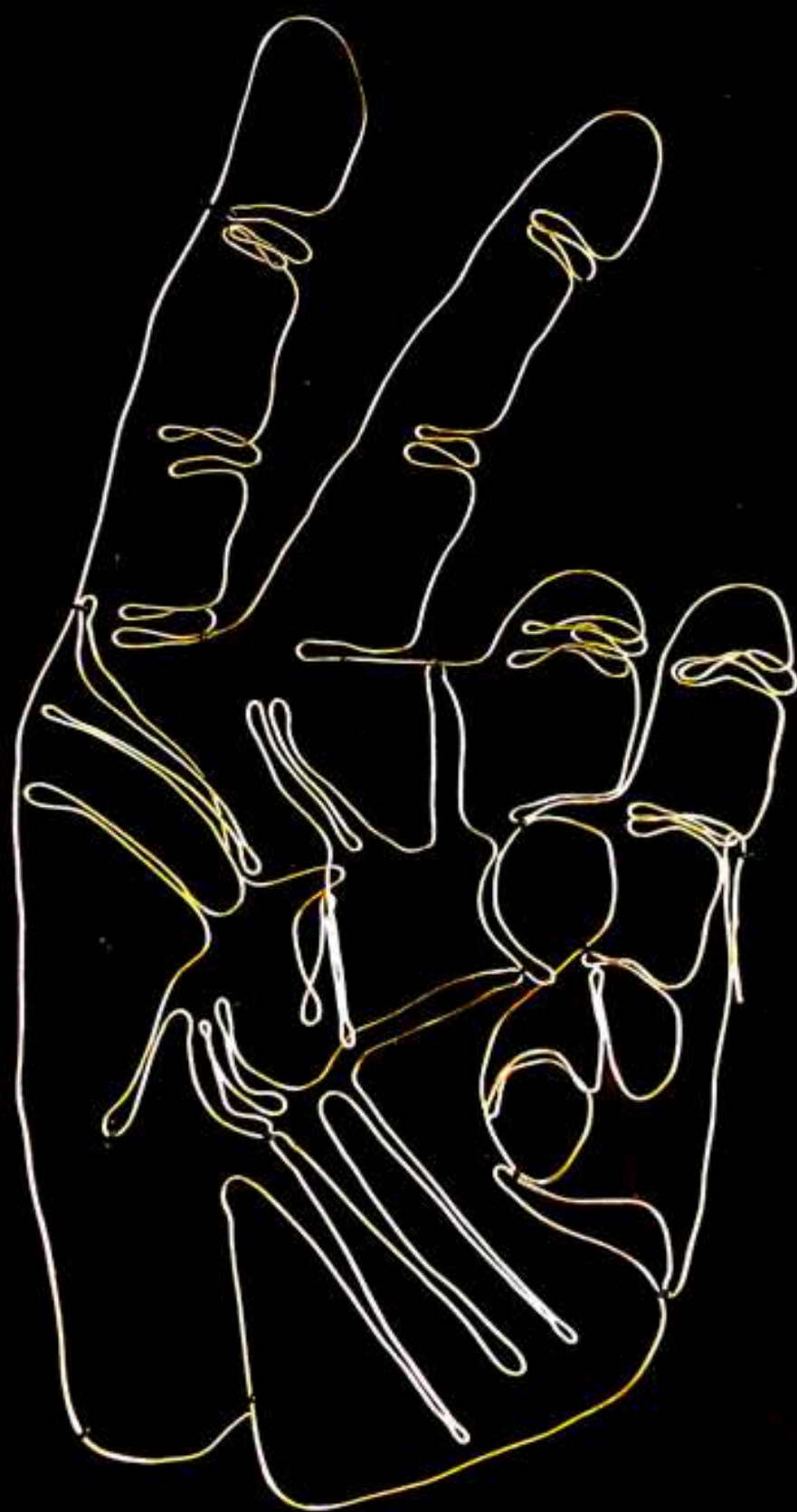
School: **Constantinte Middle School**

District: **Constantine Public Schools**

Art Teacher: **Dorothy Brueck**

Learning Statement:

My mind works very creatively. I am misunderstood by others and this art work demonstrates how my mind takes a journey. I developed a marker technique using two different colored markers. I hold the tips together and allow them to soak into one another. Then I am able to take each marker and make fine lines next to each other as it automatically fades into another color. It is fun to watch the change, but this piece took me 2 1/2 months to complete. When looking at my work closely you will see a lot of detailed figures appear. This is a very fun piece of art work.



Persea Shyti

Title: Wire & Peace

Grade: 8th

School: Detroit Country Day Middle School

District: Detroit Country Day Schools

Art Teacher: Sarah Kitchen

Learning Statement:

This is a contour drawing created out of wire. Before I created this, I practiced a lot of blind contour drawings. We drew flowers, shoes, and eventually our hand. I felt that the blind contour drawing of my hand was one of my strengths. I used this drawing to build my confidence and eventually used one of my hand drawings to create this piece out of wire.

Top 15
Middle



Hayden Howard

Title: Dapper

Grade: 7th

School: Detroit Country Day Middle School

District: Detroit Country Day School

Art Teacher: Aaron Kuehne

Learning Statement:

I used a variety of pattern paper and a photograph of myself printed on a transparency to create this scene.

**Top 15
Middle**



Mason Joseph

Title: **Zander**

Grade: 8th

School: **West Middle School**

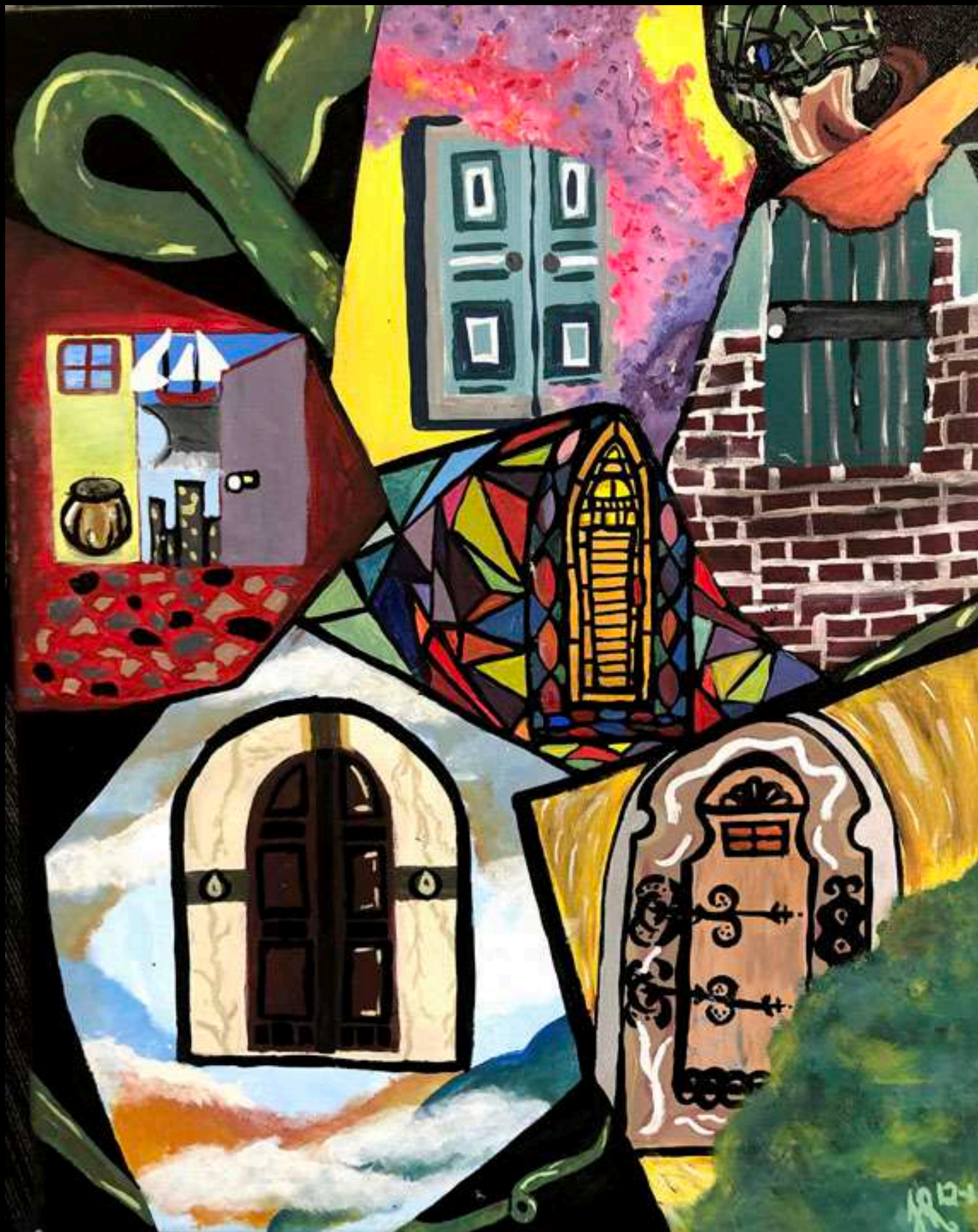
District: **Byron Center Public Schools**

Art Teacher: **Janine Campbell**

Learning Statement:

This drawing shows how I have improved on my craft and content of my work. I tried the hardest to make the eyes look real. Zander is one of my favorite friends, so drawing him made me want to be very realistic. It was very fun to shade and I never really learned how to draw a person until now.

Top 15
Middle



Jocelyn Reynolds

Title: **Fantasy Landscape**

Grade: 8th

School: **Cedar Springs Middle School**

District: **Cedar Springs Public Schools**

Art Teacher: **Sarah Griesinger**

Learning Statement:

In this piece, Jocelyn was challenged to use primary colors, along with black and white, to mix secondary colors along with tints and shades. She had to create a world that doesn't exist in reality, finding inspiration from the surrealist movement of art.

**Top 15
Middle**



Gavin Allan

Title: Hide and Seek

Grade: 7

School: North Rockford Middle School

District: Rockford Public Schools

Art Teacher: Rachel Kibbe

Learning Statement:

We were trying to take a picture that looked like we were not in the art room. I hid behind a broom. It looks mysterious now.

**Top 15
Middle**




Name: **Natalya Whisnant**
Title: ***Yearn for Yarn***
School: **Bentley Middle School**
District: **Bentley**
Art Teacher: **Erin Mohrman**

Grade: 8

We had to sketch out an idea for a landscape using a horizon line. After our idea was approved, we re-created the art with yarn. I wanted to include a pumpkin since we did the assignment in the fall.
I'm happy with how my artwork turned out.

Top 15
Middle



Isabella Robles


Title: A Glimpse Into Reality
School: Saginaw Arts & Sciences Academy
District: Saginaw Public School District
Art Teacher: Lisa Ewald

Grade: 8th

Learning Statement:

This piece is one of my favorite watercolor paintings so far. The painting depicts an eye rolled back with the reflection of a melting ice cube. This is about climate change and how people will only accept it if they are directly affected. The ice represents the melting earth. The rolled back eye is humanity's refusal to accept that change is needed. This painting is simple, to bring more focus to the climate crisis. This piece taught me to accept that not every work of art is extravagant.

Top 15
Middle



Montilah Schilling

Title: Before the Tale of the Wolf and the Little Girl

Grade: 8th

School: Saginaw Arts & Sciences Academy

District: Saginaw Public School District

Art Teacher: Lisa Ewald

Learning Statement:

I had done research on German culture, specifically based on children's German folktales. The folktale I had chosen to read was Little Red Cap, the original story of Little Red Riding Hood. Both stories have similar settings, and basically the same story line. Little Red Cap was written by the Brothers Grimm. As the typical story goes, Little Red Cap is on her way to grandmother's house with a basket of goods and a great wolf tries to eat her. However, the original ending is a little different, when Little Red Cap does get to grandmother's house, she is eaten by the Great Wolf. Then a huntsman arrives and tries to kill the wolf. In my art piece, I didn't include a huntsman because I was trying to make the story more recognizable by the public. To make the story more recognizable as a German folktale, I dressed Little Red Cap in traditional festival German attire. I had also included very bright colors to match a mystic forest-like setting. Many different mediums are used in the piece, such as watercolor, colored pencil, and marker. I believe with more variety of medium, it gives a better texture. To balance the mediums was difficult in the beginning, but I think they resulted in a very pleasing way.



EMILY MAKIN

Title: **PINHOLE KATE**

Grade: **8th**

School: **Fremont Middle School**

District: **Fremont Public Schools**








Art Teacher: **Christine Rosenberg**

Learning Statement:

While doing this artwork I discovered how delicate the art of photography is. It is mind blowing how a tiny difference in light can change the outcome of the product. When using light to make art you learn how important being accurate is, because one mistake and the moment you wanted to capture may not turn out. Even though it may seem impossible, you can take photos with things other than a camera: this photo was taken with a box. Photography is an art that is everywhere, but we sometimes forget how much it can change the way we see things and the way we interpret them. Everything has the potential to be art, it's the artist that chooses what they will do with it to make it extraordinary.

**Top 15
Middle**

Governor's Traveling Top 18





Governor's Show

Ryan Thomas-Palmer

Title: 2. "Obama"

Grade: Gr. 9


School: Community High School

District: Ann Arbor

Art Teacher: **Steven Coron**

Learning Statement:

Obama was fun to draw because of the different values; some places like the ears and his neck had very drastic changes, which was very challenging. This piece allowed me to see how far I have come in drawing. I drew a different picture of Obama about a year ago, and this I drew about ten months later. I got to see what I improved on and what I still need to work on. One thing my art teacher, Steve, taught me was; how important light contrast is, and it really helped me with this piece.



**Governor's Show
Top 18**

Ryan Thomas-Palmer

Title: 1. "Grandpa"

Grade: Gr. 9


School: **Community High School**

District: **Ann Arbor**

Art Teacher: **Steven Coron**

Learning Statement:

I drew this picture of my grandpa because he is someone I look up to very much. The reference picture really portrays him and his personality, which is why I chose this specific photo. Through this artwork I explored details more than I have before. The wrinkles and hairs of his beard were very meticulous, and it was crucial to do them well. This piece took longer than any other, therefore it also taught me patience. It taught me to take my time and not rush any of the details; because then it could ruin the art. Therefore, that state of mind has helped me through the artworks I've done, and will continue to do so.



Governor's Show

Allison Zigray

Title: **Dreams Take Flight**

Grade: **12th**

School: **Jonesville High School**

District: **Jonesville Community Schools**

Art Teacher: **Lisa Geren**

Learning Statement:

My piece of artwork is made with white charcoal on black paper. I chose to draw a steampunk or robotic whale and on top of the whale, I drew a shack and a small girl. The girl represents me, my hopes and dreams, and finally finding a safe space for my mind/creativity to thrive. When I see this, I am reminded that I still have my whole life ahead of me and that I can face anything as a strong young woman in this world. The robotic whale represents my creativity, imagination, and love of nature. I also added the shack on top of the whale to show that with determination and drive anything can be done in this world, no matter where someone comes from.



Governor's Show

Kaylyn Inda

Grade: 10

Title: **Sucked In**

School: **John Glenn High School**

District: **Bangor Township Schools**

Art Teacher: **Amy Pobanz**

Learning Statement:

Sometimes a moment in time can be so beautiful that it needs to be captured through a work of art. In my piece "Sucked In", I am trying to convey a scene of a teenage boy spending his time playing videogames on the computer. This piece is meant to represent that playing videogames as a pastime can become a source of happiness for certain people. When people view my art, I want them to notice every tiny detail that was added to enhance the scenery, such as the letters on the keyboard or the cupboards on the walls. While working on this piece, it allowed me to explore how different fabrics and surfaces react to movement and folding. It really allowed me to see the beauty in different textures that surround our daily lives.



**Governor's Show
Top 18**

Joshua Wernecke

Title: **Manus Meleagris**

Grade: **12**

School: **John Glenn High School**

District: **Bangor Township Schools**

Art Teacher: **Amy Pobanz**

Learning Statement:

One day I was drawing hand turkeys with my friends. While we were drawing, I thought, "Why are there not more pieces of art that reflect on our childhood art?" I decided to create a work of art to show that childish ideas can be used to make sophisticated pieces using a hand turkey as my subject. I thought that the turkey head and feet should be realistic and the hand an actual hand. I believe that people could revisit their childhood ideas as inspiration for new and creative work.



Governor's Show

Liv Klapp

Title: **The Explore**

Grade: **12**

School: **Fraser High School**

District: **Fraser Public Schools**

Art Teacher: **Roger Drabant**

Learning Statement:

Youth is wasted on the young, but a young explorers mind wonders as do their feet. In my image, I wanted to show a child exploring the possibilities. Set against the weathered door, a young child seeks to find what might be out there, or in there.



GT 18

Erin Schwartz

Title: **Colorless Pride**

Grade: **12**

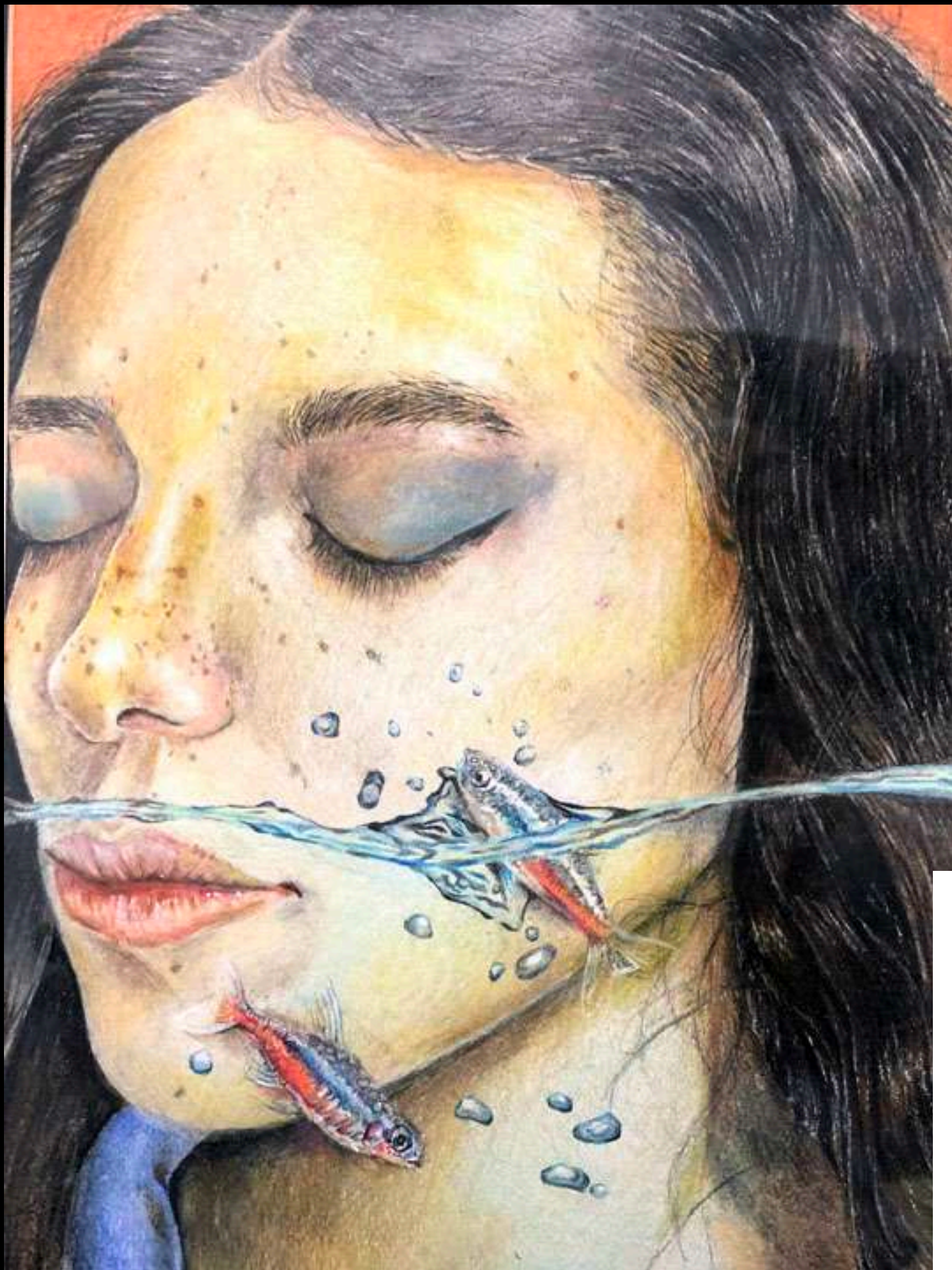
School: **Bloomfield Hills High School**

District: **Bloomfield Hills**

Art Teacher: **Barb Brownson**

Learning Statement:

Over the summer, I visited New York City for a photography camp and went to the pride parade during my stay. I knew I wanted to bring my camera to the event as photography has been one of my long-time passions, but I didn't know that it would turn into as big a success for me as it did. The pictures I took at pride and this one in particular has been a great addition to my portfolio in getting into colleges. I hope that the world can view documentary photography as an art form, especially when it has a deeper meaning such as social issues, economical issues, and more issues that people face daily.



**Governor's Show
Top 18**

Avani Govindswamy

Title: Eye Shallow

Grade: 12

School: Avondale High School

District: Avondale School District

Art Teacher: Nicole Hankus

Learning Statement:

This piece is surrounding the concept of how fish are used to create shiny eyeshadows with lots of glimmer. I drew my friend up close in the foreground. In the lower half of the piece, I drew the type of fish that are being used in the eyeshadow. These fish are usually then killed for their scales. The colorant guanine is obtained from the fish scale crystals, which then is used in eyeshadow. In this drawing, I used colored pencil for the whole piece except for the eyeshadow, for which I used vegan



**Governor's
Show**

Ana Trujillo Garcia

Title: Friends

Grade: 10th grade

School: Lake Orion High School

District: Lake Orion Community Schools

Art Teacher: Melissa Wilson

Learning Statement:

This artwork was created in the spirit of friendship and diversity! I made this piece in hopes that people will strive to include everyone to reduce prejudice they may have. I always strive to have as many diverse friends as I can since it brings such richness to my life! Through games, school and food people from all different scopes of life bond! I love making artwork and I hope this colored pencil piece shows the importance of inclusion and the value of friendship.



**Governor's Show
Top 18**

Lauren Megdanoff

Title: No More Pictures

Grade: 12


School: Fenton High School

District: Fenton Area Public Schools

Art Teacher: Kristin McDowell

Learning Statement:

Doing this piece helped me broaden my skills with blending tools and erasers. I learned when to appropriately use each to enhance the realism in my piece. I want the viewer to feel the crazy energy that was coming off of my cousin in the moment that I took this picture. I really hope the viewer can see their own relatives in the work and feel happy when they look at it just like I do.



Governor's Show

Tori Trites

Title: **Vida**

Grade: 12th

School: **Fowlerville High School**

District: **Fowlerville**

Art Teacher: **Christine Hesch**

Learning Statement:

My piece was a graphite drawing of alpacas in a field, I got to learn about the body structure and movement of these creatures. Through this, I wanted to evoke a sense of movement and life. The meaning behind this piece is directed towards the idea that life is expanding, yet it is always in front of you. I believe people often forget how precious life is and how constant and present it is, so I made this piece as a reminder to the life that stands strong before us.



**Governor's Show
Top 18**

TYLER WILCOX

Title: **SELF-PORTRAIT**

Grade: 12

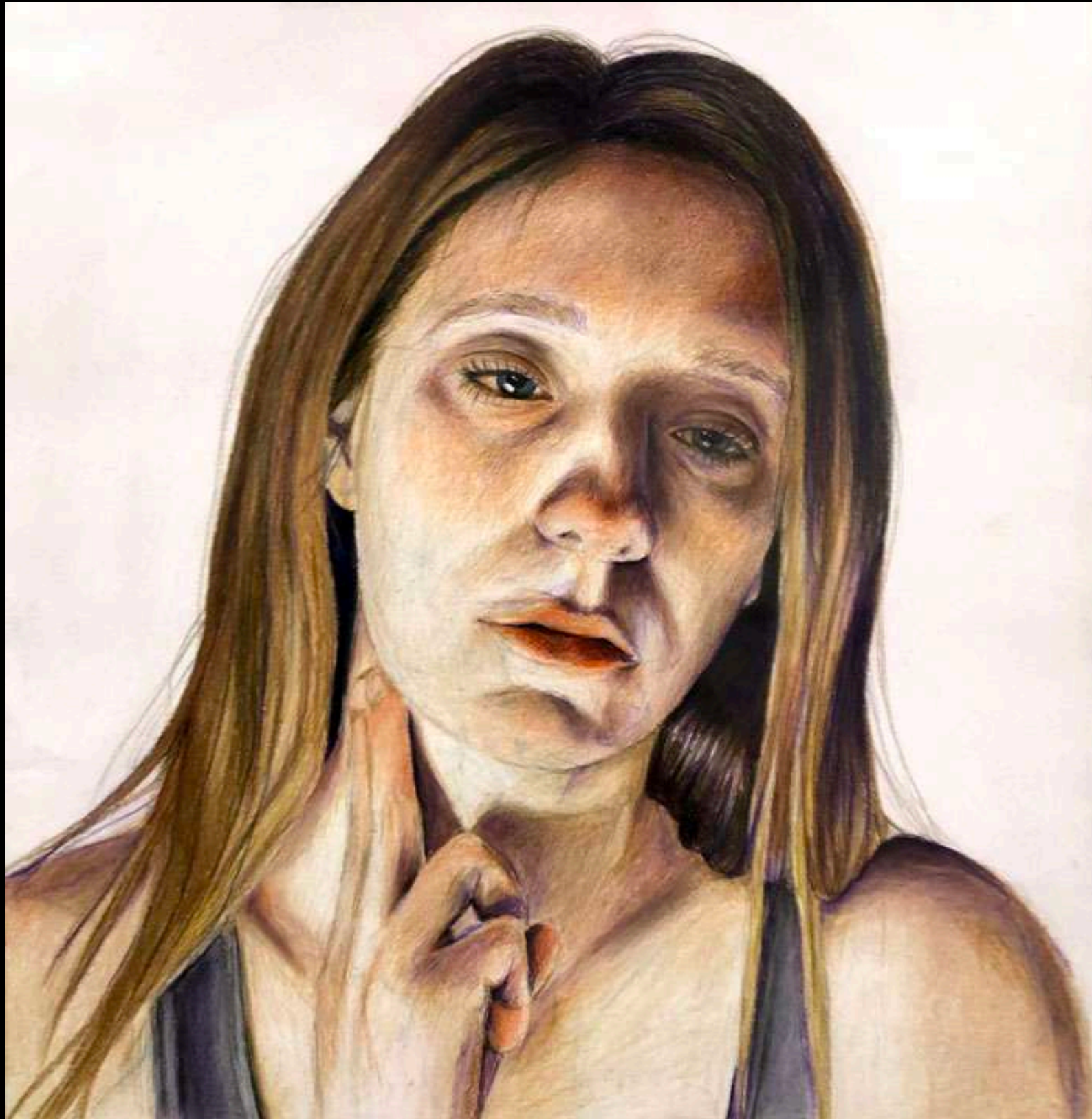
School: **WILLIAMSTON HIGH SCHOOL**

District: **WILLIAMSTON**

Art Teacher: **MEAGAN KUBU**

Learning Statement:

This artwork allowed me to explore how art can be made with just a pencil. This work also showed me that if you take your time, anything can be done.



Governor's Show Top 18

Gracie Keiser

Title: **Dead Tired**

Grade: **12**

School: **Byron Center High School**

District: **Byron Center Public Schools**

Art Teacher: **Julie Heise-VanderLaan**

Learning Statement:

In this piece I wanted to portray the sense of the unknown. I am a senior in high school so questions constantly keep me awake at night. What am I going to be, where am I going, am I making the best decisions for my future? The raw pencils strokes convey to the viewer all of these thoughts constantly swirling through my brain, leaving me...dead tired.



Governor's Show

Sophie Nyquist

Title: **Myself**

Grade: **9th Grade**

School: **Northview High School**

District: **Northview Public Schools**

Art Teacher: **Tanya Lockwood**

Learning Statement:

My half-hidden face reveals only a glimmer of who I am and even though I appear shy, still am willing to try new things. This was the first time I used charcoal and pencil control to create how dark or light I wanted different areas. Using this technique helped me make the illusion of depth through the use of shadows and highlights. I can say now I have grown out of my little bubble, like the revealed part of my face, and I am more confident to try new methods in art.



Governor's Show Top 18

Sonam Tamang

Title: **Disappearing**

Grade: 11

School: **East Kentwood Highschool**

District: **Kentwood Public Schools**

Art Teacher: **Le Tran**

Learning Statement:

I'm writing a diary to my dad who passed away years ago. I'm writing about my life & what is happening to me. This is an image of me taken by my sister. With each mark I make with the thread, I am talking to my dad, telling him about the things that he is missing.



Governor's Show

Jessi Talluto

Grade: 11th

Title: **Solemn Red Tulips**

School: **Wyoming High School**

District: **Kent County**

Art Teacher: **Robyn Gransow-Higley**

Learning Statement:

This self-portrait allowed me to discover a lot about myself as an artist. I found a style that allows me to work with acrylic comfortably, and work out the pressures of creating a self-portraits. I also learned that it's very important to push aside my insecurities when it comes to working on a prompt involving my own body; and become more confident so I create a piece that I, as well as others, will enjoy.



**Governor's
Show**

Jacee Hoffman

Title: Fresh Raspberries

Grade: 9th Grade

School: Kent City High School

District: Kent City Community Schools

Art Teacher: Sara Goodrich

Learning Statement:

I created this graphite drawing of raspberries for my Foundations of Art class. I learned a lot about working subtractively through this drawing and how to use graphite pencils properly. I also challenged myself to render the raspberries as realistically as possible.



Governor's Show

Kim Nguyen

Title: **Inner-Net Connection**

Grade: **12th**

School: **Wyoming High School**

District: **Kent County**

Art Teacher: **Robyn Gransow-Higley**

Learning Statement:

As time flies by, there are numerous types of mediums becoming increasingly available to create art with, including digital media. Rather than shying away from new mediums and clutching onto only "traditional" art, I want to be a person who can take chances and explore different mediums without having to decide which medium is superior. In my art piece, I wanted to juxtapose this idea by showing digital art through "traditional" art using acrylics.



Governor's Show Top 18

Makayla Borgman

Title: iDog: The Study of Typography

Grade: 12

School: Zeeland West High School

District: Zeeland Public Schools

Art Teacher: **Debra Kemppainen**

Learning Statement:

In the typography unit for graphic design, we were to create a piece made entirely out of type. I wanted to create a piece that would relate to me personally, while also following the guidelines for the project. Animals and humans both have the ability to convey emotions. The goal of this piece was to funnel emotions through the audience in two ways: The audience would captivate the emotions from the study of the dog alone, and as the audience gazes deeper, they would move through the type and look deeper into the subject matter. Using large and small letters to bring the piece to life I wanted to be able to show that from far away, you see a dog, but up close you can see that the dog is made up of letters. The twofold goal of this piece culminates into the audience thinking that sometimes people and animals can seem to be okay on the outside, but if you take a deeper look you can see all the intricate pieces that make up who they are.



Governor's Show Top 18

Jody Brown

Title: **Inaccurate Portayal of a Pencil Witch: Volume II** Grade: **10th**

School: **Zeeland East High School**

District: **Zeeland Public Schools**

Art Teacher: **Michelle Fuller**

Learning Statement:

In the colored pencil unit in drawing and design, we were required to make a drawing that featured an element of foreshortening to show depth. I was inspired by byzantine headdresses to make the hat for this piece. I wanted to have a lot of details that would interest the viewer and keep me challenged. I also wanted to show depth in another context. I was constantly being challenged to decipher shapes and values in this piece. I learned that from a distance, as seen in the orb, details can be hidden from view. It is only when we look deeper do we find the truth.



Governor's Show

Rachel Kroll

Title: **Wrath**

Grade: **12th**


School: **Lapeer High School**

District: **Lapeer**

Art Teacher: **Amy Linton**

Learning Statement:

For this piece, I used acrylic. Acrylic is my favorite medium, I love the various techniques that can be used. I like acrylic because I can add water to acrylic to create a watercolor-like feel. I also used acrylic because it is thick and I can easily create opaque layers. Emotions are hard to put into words, it's not like we can say "My serotonin levels are messed up." So we often describe emotions as metaphors. In my painting I portrayed the emotion of intense anger as feeling like an animal. I did so by taking photos of me yelling and combined it with a wolf's face.



Governor's Show

Lillian Morgan

Title: **Bone and Flesh**

Grade: 9

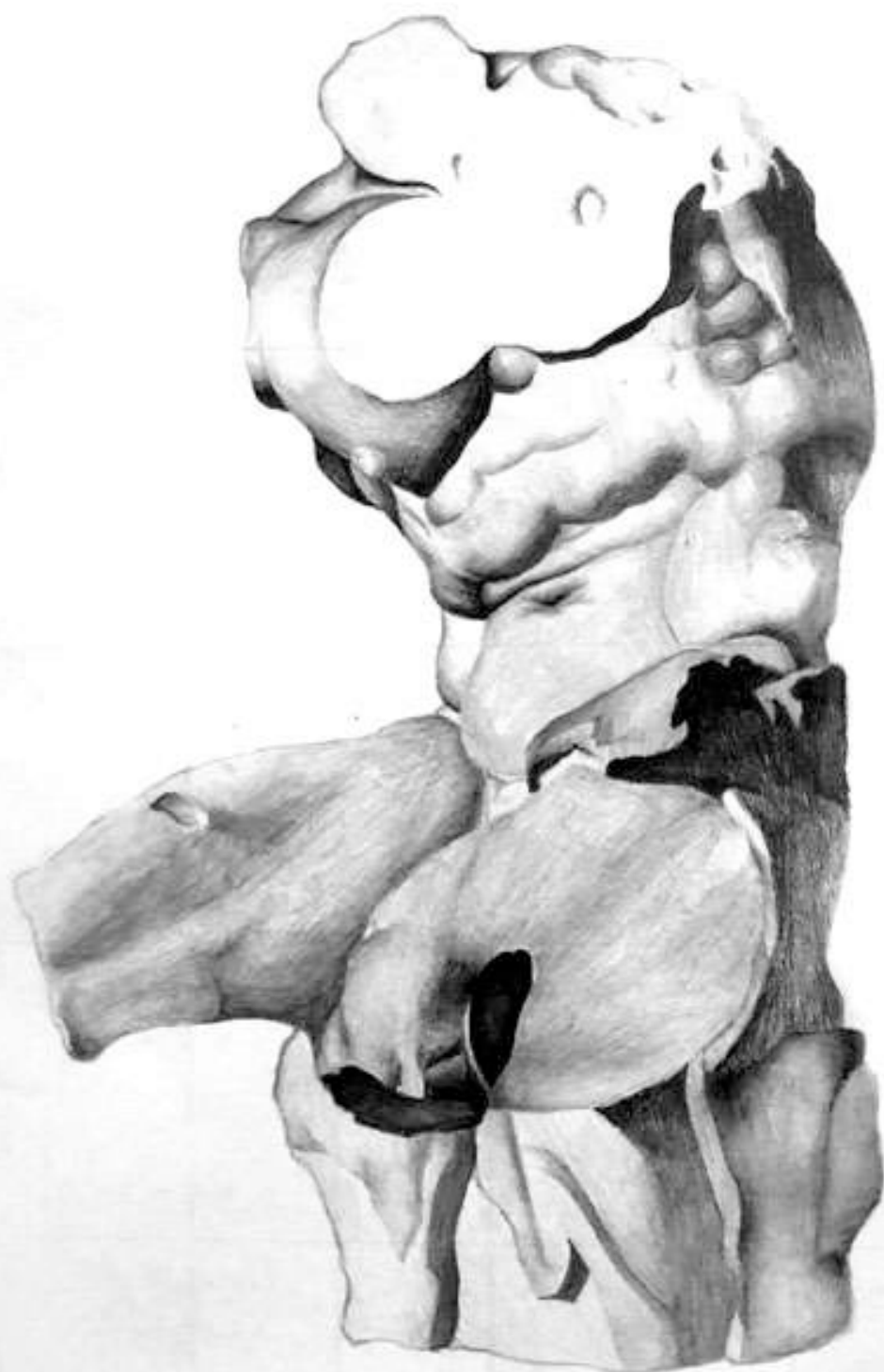
School: **Heritage Highschool**

District: **Saginaw Township Community Schools**

Art Teacher: **Danielle Kearney**

Learning Statement:

The Bone and Flesh project allowed me to express myself. This was my first project where I was able to create my own unique idea. I got my inspiration for my piece from Anissa Kermiche's cream Breast Friend vase. I decided to add eyeballs to the flowers to create more of a surrealistic look. It was my first time using prisma colors so it allowed me to experiment with them and really learn how to use them.



**Governor's Show
Top 18**

Lillian Morgan

Title: **Master Reproduction**

Grade: **11**

School: **Heritage Highschool**

District: **Saginaw Township Community Schools**

Art Teacher: **Danielle Kearney**

Learning Statement:

Creating this Master Reproduction helped me with shading and gridding. The original piece is from Charles Bargue. When reproducing this piece it took a lot of time to create the correct shading to make it look as realistic and similar as possible. It was my first time using drawing pencils which allowed me to learn how to use them correctly, and learn from my mistakes.



**Governor's Show
Top 18**

Joan Weaver

Title: Yin Yan

Grade: 11

School: Heritage High School

District: Saginaw Township Community Schools

Art Teacher: **Lindsay Brown**

Learning Statement:

This piece is a portrait of my friend, Yuquin Chen. I chose her as my subject because I find her facial features unique for a black and white portrait: hooded eyelids, bold bone structure and pitch black hair. For the background, I took inspiration of the yin and yan symbol, as it stands for balance. In my piece, Yuquin, as the focal point, took away from the corner pieces leaving them feeling empty. To make the piece feel unified and balanced, I made the background break off to show the paper's value and to see how it adds to her skin and clothing.



Governor's Show

Sarah Emmendorfer

Title: **Victim of Eros**

Grade: 11

School: **Heitage High School**

District: **STCS**

Art Teacher: **William Chaltraw**

Learning Statement:

I chose to experiment with symbolism in this piece. Many of the components are allegories for love, desire, and passion. Additionally, the piece as a whole represents man's failures in the pursuit of love.



**Governor's Show
Top 18**


Kendall Davidson

Title: **Portrait of Stone**
School: **Fruitport High School**
District: **Fruitport**
Art Teacher: **Mrs. Dawn Jacobson**

Grade: **12 th**

Learning Statement:

For this project I found a reference photo on Pinterest of a stone statue. This picture stood out to me because of the lines streaking down her face that look like tears. In this project I used graphite pencils, charcoal pencils and sticks, and stumps to recreate the values found in the photo. I used shading techniques I've learned such as tonal, smudge, and stippling. I also used blue watercolor paint to ground the background and to do the "tears" on her face.



Governor's Show

Emma Hampel

Title: **Girl in a Prom Dress**

Grade: **12**


School: **Clinton High School**

District: **Clinton Community School**

Art Teacher: **Ashley Kendrek**

Learning Statement:

I wanted this piece to have significance to my senior year. I wanted to capture the feelings of growing, moving on, and leaving everything behind. This scene from prom night immediately struck me as inspiration. It portrayed a sense of contentment, and was a perfect moment to represent where I was in life. To me, senior year feels like one big prom night. There are no big tests left to take, we've all been accepted to college, and there's nothing left to do but dance our hearts out. And once the night's over, we'll have to say a lot of goodbyes. But for now this is enough: this version of ourselves made up of high heels, dresses, and hairspray. And I hope that, even after we've grown up and parted, I've immortalized those young girls in some way.



Governor's Show Top 18

Eric Berndt

Title: **Smothering**

Grade: 11


School: **Clinton High School**

Project: **Clinton Community School**

Teacher: **Ashley Kendrek**

Learning Statement:

This piece "Smothering" symbolizes the inner thoughts and feelings that many desire to express, but cannot. Although it's common among everyone, the topic is never talked about, and often suppressed. Through my self portrait, I hope to break these traditions, and open up the idea of self thought and discussing true emotion. My piece was created through pointillism using pen and ink.



**Governor's Show
Top 18**

Karlee Szczesniak

Title: **Autophobia**

Grade: **11th grade**

School: **Clinton High School**



District: **Clinton Community School**

Art Teacher: **Ashley Kendrek**

Learning Statement:

20 million children in the world do not have the chance to grow up with a family. These children have been exposed to the harsh realities of the world at a vulnerable age. It is our responsibility to give these children a second chance. 20 million children in the world are alone, we can not turn our heads and let them experience any more violence. They deserve more, and we have the power to give them every factor they need to thrive into beautiful individuals that could one day change the world.

Michigan Department of Education Show





Michigan Department of Education Show

Charlotte Bruski

Title: Cat

Grade: Young 5

School: Bryant Elementary School

District: Ann Arbor Public Schools

Art Teacher: Jennifer Sheppard

Learning Statement:

During this project we learned about hot and cold colors and collage. First we read the book "The Cat and the Bird: Inspired by a Painting by Paul Klee" and looked at some other artworks by the artist Paul Klee.

We decorated a paper with hot and cold colors and then cut it to create the cat face and border.



Michigan Department of Education Show

Seth Griffor

Title: **Fall Leaves**

Grade: **3rd**

School: **Murphy Elementary**

District: **Lapeer Community Schools**

Art Teacher: **Kevin Becker**

Learning Statement:

This project was focused on color combinations between warm colors and cool colors while using a blending technique with chalk pastels.



Michigan Department of Education Show

Carmela Reusch

Title: Fall Leaves

Grade: Kindergarten

School: Brooklands Elementary

District: Rochester Community Schools

Art Teacher: Erica Davis-Hernandez

Learning Statement:

We read a book and learned about the fall season. I learned how to rub crayons on cardboard to make texture. I used my muscles then I used my scissors to cut my tree trunk. I made branches too. I rubbed leaves too. My favorite part was gluing the little leaves on. A little dab will do ya. I liked crunching the tissue paper. I liked the sound the crunching made. I love the yellow leaves because my sister's favorite color is yellow.



Michigan Department of Education Show

Sophie Aleman

Title: "Luv Bug"

Grade: 3

School: **Emmons Lake Elementry**

District: **Caledonia**

Art Teacher: **Barbie DeJong**

Learning Statement:

I was learning how to create a symetrical creature by folding the paper in half and using a transfer process. I had to make sure my transfer was good before completing the designs.



Michigan Department of Education Show


Brooke Milostan

Title: Arctic Fantasy
School: Kirk Elementary
District: Millington
Art Teacher: Deborah Oakwood

Grade: Fourth Grade

Learning Statement:

In this lesson we learned about the graphic artist Jen Aranyi and artistic techniques in landscape. Brooke: My favorite part of this project was creating the silhouette of my fox. I want people to notice how my sky and mountains compliment the anatomy of my fox creature.



Michigan Department of Education Show

Elliott Malerman

Title: RV

Grade: 8th

School: Anderson Middle School

District: Berkley

Art Teacher: Crystal Reid

Learning Statement:

This work allowed me to explore making an image with cut paper, which I think is unique and interesting. I also got to incorporate different mediums and surfaces.



Michigan Department of Education Show

Autumn Carr

Title: Land in a Dream

Grade: 7th

School: Fowlerville Junior High School

District: Fowlerville Community Schools

Art Teacher: Jacquelyn Dehring

Learning Statement:

Completing this project taught me about the different types of washes that can be made with watercolor. I also learned how to make a landscape look like it has depth and distance. I also learned a process for how to make pine trees so they looked real.



Michigan Department of Education Show

Quinn Sall

Title: **Black & White**

Grade: **6th**


School: **Byron Center Christian School**

District: **Byron Center**

Art Teacher: **Jennifer Bergsma**

Learning Statement:

I made this artwork to show what cool things you can make with just two peices of paper and imagination. I named it black and white because I had no idea what to name it and that's what colors it is and I like black and white. I've got to be honest this is kind of a random piece that I made up on the spot.



Michigan Department of Education Show

Elise Long

Title: Circling the City

Grade: Grade 8

School: Nouvel Catholic Central Elementary

District: Saginaw Area Catholic

Art Teacher: Melissa Carpp

Learning Statement:

In my radial design I was inspired by New York City, one of the most amazing places I have been. I enjoyed working with colored pencils to carefully shade the sky. I like my design because I took time on it, and I think it turned out well. I like all of the details in the buildings and the sky.



Michigan Department of Education Show

Aydn Carlson

Title: **Awareness**

Grade: **7th**


School: **Newaygo High School**

District: **Newaygo Public Schools**

Art Teacher: **Jennifer Hurre**

Learning Statement:

This work allowed me to explore a new style of art, called "zentangle". While I was creating this piece of art I was trying to represent a wolf that was aware of the things watching its every move, along with all of its emotions and feelings.



Michigan Department of Education Show

Racquelle Cartier

Title: My Hand among the element of line

Grade: 12

School: Osborn High School

District: DPSCD (Detroit)

Art Teacher: Gloria Byers

Learning Statement:

The lesson was about using the element line in creating a zentangle design with a body part. I chose my hand and used my favorite color blue to make it stand out from the pencil and ink background.



Michigan Department of Education Show

Julia Cifaldi

Title: **Self Portrait**

Grade: **9th**


School: **Tecumseh High School**

District: **Tecumseh Public Schools**

Art Teacher: **Christine Obeid**

Learning Statement:

For this art piece, I wanted to create a portrait using colored pencils, showing expression. I chose to use myself as the subject for the drawing. I sketched a halo around the head because I wanted to add to the hopeful nature of the drawing. I tried to recall paintings I had seen with a hopeful nature and I remembered the renaissance paintings of madonnas, so I tried to replicate the feeling of the paintings by adding a halo. This piece relates to who I am as a person by the way it relates to my wishful and optimistic nature.



Michigan Department of Education Show

Leonardo Garcia

Title: District 12

Grade: 12

School: Sturgis High School

District: Sturgis

Art Teacher: Carie Arseneau

Learning Statement:

I learned to understand perspective, which was the most difficult part of this work. It taught me a lot of patience, because I worked on parts over and over in order to get that down correctly.



Michigan Department of Education Show

Annabelle Collier

Title: **Let The Plants Take Over**

Grade: **11**


School: **Lakeview High School**

District: **Lakeview Public Schools**

Art Teacher: **Keith Rayner**

Learning Statement:

They wanted to be one with the Earth, to get away, they placed mushrooms and moss throughout their hair before it slowly began to take them away, and they finally began to grow.



Michigan Department of Education Show

Madison Kasat

Title: "Ethan"

Grade: 12

School: Lutheran High Northwest

District: Avondale/Lutheran High School Association

Art Teacher: Jeff Davis

Learning Statement:

When people view my art, I hope they notice the detail and understand the challenge it presents. I learned that it takes time and extreme patience to finish a portrait in pencil. I am most proud of how well I did with the detail because my usual style is not realism. But, I have developed a new appreciation for realism, and will continue to make more pieces like this.



Michigan Department of Education Show

Landen Blixt

Title: **Quite Evening**

Grade: 10th

School: **Fowlerville High School**

District: **Fowlerville Community Schools**

Art Teacher: **Christine Hesch**

Learning Statement:

In this piece *Quite Evening* I wanted to have vibrant colors so it catches the viewers eyes. Also for the piece to be calm so the viewer could picture them in the piece as a place they have always wanted to go. I used water color to get a nice variety of dark and light hues.



Michigan Department of Education Show

Leelah Richardson

Title: **Living Diversity**

Grade: 11th

School: **East Kentwood Highschool**

District: **Kentwood Public Schools**

Art Teacher: **Le Tran**

Learning Statement:

The message I am trying to convey in making this piece is to show that there are people of mixed races, cultures, and ethnicities who make up a society of people that are putting their slight differences aside to create a more understanding and diverse world. The person in this image is someone I've known since the beginning of 2019 & like me; she is of a mixed race. We understand what it is like to not fit in & yet be comfortable with who we are. It's a comfortable feeling, but outside of that, you notice that you are surrounded by a majority of one race. You may feel out of place even if you are part of that majority in some way. Going to a school with such diversity, you see a wide range of more color and culture. Just being around that you learn things as they reflect on you.



Michigan Department of Education Show

Alaina Curry

Title: Mother's Dream Garden

Grade: 11th

School: Saginaw Arts & Sciences Academy

District: Saginaw Public School District

Art Teacher: Lisa Ewald

Learning Statement:

In this piece, I wanted to demonstrate the use of different colors to create a garden of flowers that brings to life the joys of nature. By using oil pastel and a traditional pointillism technique, I constructed a balance of both bright colors and shadows. Where we live, flowers are scarce and we rarely experience their beauty. My mother often dreams of having her own flower garden filled with vibrant colors. When creating this artwork, I wanted to utilize an array of colors to create a romanticized garden under a brilliant sunset to honor the dream my mother has.



Michigan Department of Education Show

Viktoria Huber

Title: **"First Snow"**

Grade: 12

School: **Standish-Sterling Central Jr/Sr High School**

District: **Standish-Sterling Community Schools**

Art Teacher: **Edye Neid**

Learning Statement:

This class was my first time working with white chalk. I have learned how intriguingly complicated it is. I had to force my mind to go against its natural instincts. Thanks to my art class, I have been encouraged to venture out of my comfort zone and try other mediums. It has opened my mind and imagination.



Michigan Department of Education Show

Isabelle Freeland

Title: **Experimental Gouache & Ink Still Life** Grade: **12th**

School: **Fruitport High School**

District: **Fruitport**

Art Teacher: **Mrs. Dawn Jacobson**

Learning Statement:

I explored the use of gouache, colored pencils, and ink together in this Still Life. This was experimental for me because I have never mixed media before. Although I originally didn't plan to use ink at all, in the final days of this project, I thought I should add black and white to push myself and to make the painting the best it could be.



Special Thanks

Elementary Division Chair
Denise Barrett

Middle Level Division Chair
Michael Orlando

MI Youth Arts Festival Co-chair
Sarah Nott
Laura Todd
Kerry Shadbolt